

Name _____

Identifying Phases of the Moon



1



2



3



4



5



6



7



8



9



10



11



12

Which image shows First Quarter? _____ Full? _____ Last/Third Quarter? _____

Which images are crescents? _____

Which images are gibbous? _____

Which images are waxing? _____ through _____

Which images are waning? _____ through _____

What's the Phase?

Waxing Crescent - A little part of the moon's right side is in sunlight.

Full Moon - The moon's entire disk is in sunlight because the Earth is between the sun and the moon.

Gibbous Waxing - About $\frac{3}{4}$ th of the right side moon's disk is in sunlight.

1st Quarter - The right half of the moon's disk is in sunlight.

Waxing - Getting larger.

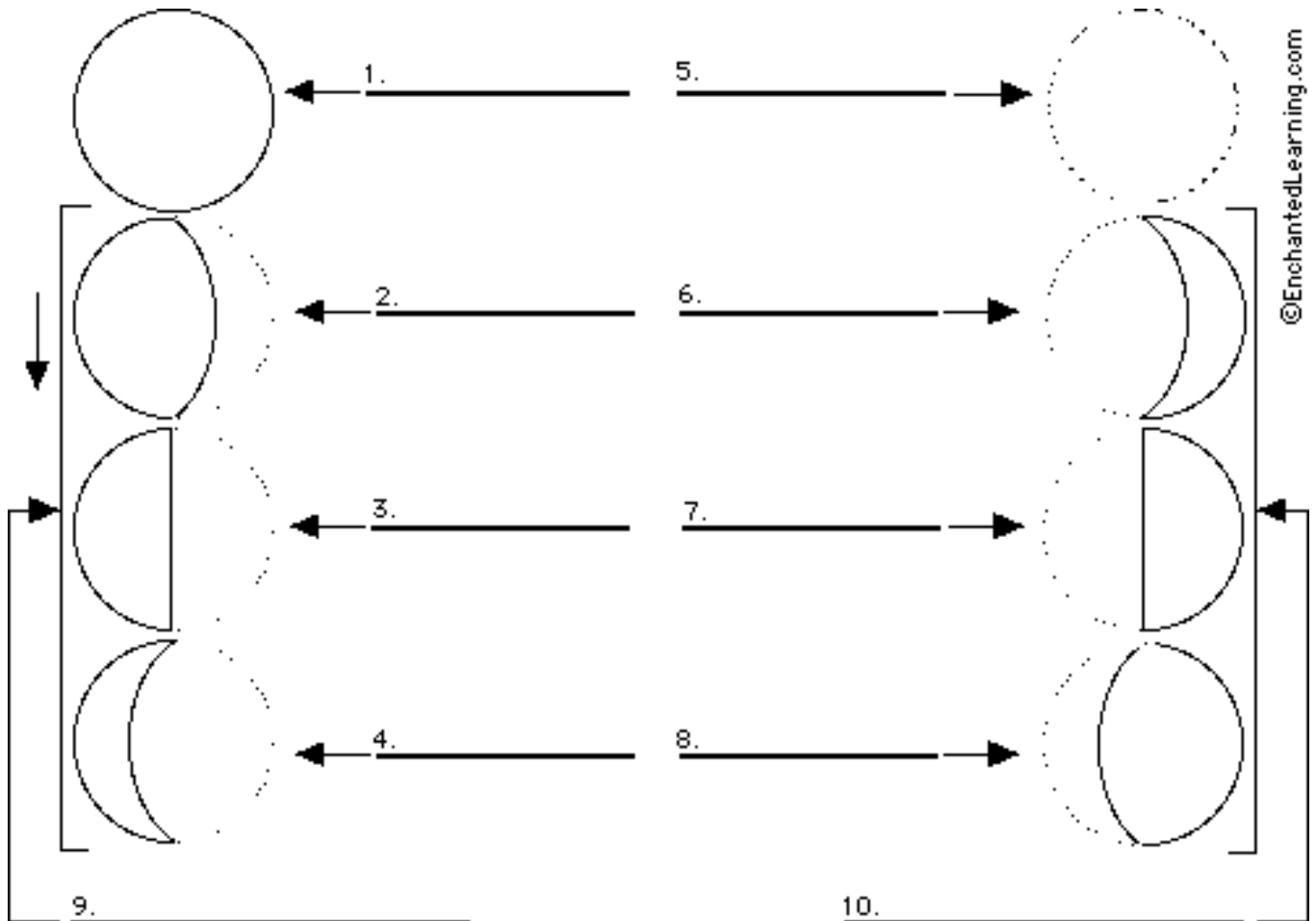
New Moon - The moon's disk facing us is dark because the moon is between the sun and the Earth.

Last Quarter - The left half of the moon's disk is in sunlight.

Waning Crescent - A little part of the moon's left side is in sunlight.

Gibbous Waning - About $\frac{3}{4}$ th of the left side moon's disk is in sunlight.

Waning - Getting smaller.











9. Are the moons in this column waxing or waning?

10. Are the moons in this column waxing or waning?

Identify the Phases of the Moon

<p><u>Waxing Crescent</u> - when we can see only a sliver of the moon's disk (<i>right-hand side</i>).</p> <p><u>Full Moon</u> - when the moon's disk is light because the Earth is between the sun and the moon</p> <p><u>Gibbous Waxing</u> - when we can see roughly three-quarters of the moon's disk (the <i>right side</i> of the moon is lit).</p> <p><u>First Quarter</u> - can see one-half of the moon's disk (at First Quarter, you see the <i>right</i> half of the moon lit [this one-quarter of the entire moon's surface]).</p>	<p><u>New Moon</u> - when the moon's disk is dark (and invisible to us) because the moon is between the sun and the Earth</p> <p><u>Last/3rd Quarter</u> - can see one-half of the moon's disk (at Last/3rd Quarter, you see the <i>left half</i> of the moon lit [this one-quarter of the entire moon's surface]).</p> <p><u>Gibbous Waning</u> - when we can see roughly three-quarters of the moon's disk (the <i>left side</i> of the moon is lit).</p> <p><u>Waning Crescent</u> - when we can see only a sliver of the moon's disk (<i>left-hand side</i>).</p>
--	---

After reading the description of each phase, write the name of the phase by its picture.

For each of the diagrams below, identify the exact phase of each and then order the phases in sequence beginning with the new moon as #1.



A

Phase:
Order:



B

Phase:
Order:




C

Phase:
Order:



D

Phase:
Order:




E

Phase:
Order:



F

Phase:
Order:



G

Phase:
Order:



H

Phase:
Order:

Phases:

1. New Moon
2. Waxing Crescent
3. 1st Quarter
4. Gibbous Waxing
5. Full Moon
6. Gibbous Waning
7. Last Quarter
8. Waning Crescent



"This *MUST* be the right breeding ground - I used a GPS!"

Matching Moon Phases

Read the description on the left and match it with the moon phase on the right. Please put the letter of the moon phase on the far left blank line and draw a line to the matching word.

Example:

1. b The opposite of dark is
- a. gold
b. light
-

- | | |
|---|-------------------------|
| 1. _____ Moon is almost directly between the sun and Earth.
(start of cycle) | a. Waning Gibbous Moon |
| 2. _____ Moon is almost directly between the sun and Earth.
(cycle starts again) | b. Full Moon |
| 3. _____ A bit of the sunlit side of the moon shows, with the
sunlit side being on the right. | c. New Moon |
| 4. _____ Two weeks have passed since the new moon.
We see the entire face of the moon shining. | d. Waxing Crescent Moon |
| 5. _____ The moon is three-quarters of its way around Earth. | e. First Quarter Moon |
| 6. _____ The moon is a quarter of its way around Earth. | f. Waning Crescent Moon |
| 7. _____ A bit of the sunlit side of the moon shows with the
light side being on the left. | g. Last Quarter Moon |
| 8. _____ The moon is between full moon and last quarter. | h. Waxing Gibbous Moon |
| 9. _____ The moon is increasing in light between a
first quarter moon and a full moon. | i. Waning Gibbous Moon |
| 10. _____ The moon is decreasing in light between a full moon
and a last quarter moon. | j. New Moon |

Name _____

Drawing Moon Phases

Using the description and matching words, complete worksheet by adding the drawing of that phase of the moon.

Description:

Drawing:

1. **New Moon**

Moon is almost directly between the sun and Earth.
(start of cycle)

2. **Waxing Crescent Moon**

A bit of the sunlit side of the moon shows on the right side.

3. **First Quarter Moon**

The moon is a quarter of its way around Earth.
It is in its first quarter phase.

4. **Waxing Gibbous Moon**

The moon is increasing in light between
a first quarter moon and a full moon.

5. **Full Moon**

Two weeks have passed since the new moon.
We see the entire face of the moon shining.

6. **Waning Gibbous Moon**

The moon is decreasing in light between a
full moon and a last quarter moon.

7. **Last Quarter Moon**

The moon is three-quarters of its way around Earth.
It is in its last quarter phase.

8. **Waning Crescent Moon**

A bit of the waning sunlit side of
the moon shows on the left side.

9. **New Moon**

Moon is almost directly between the sun and Earth.
(cycle starts again)
